

# FORCED AIR ZONING



Whether it's single or multi-stage, conventional system or heat pump, standard or communicatnig controls, EWC has the zoning control you need.

## CONTROL PANELS

Model Number	Description	Barcode
NCM300	EWC NCM-300 2&3 ZONE NON/EXPAN	
BM3000+	EWC BM3000+ 3ZONE PANEL	
BM5000+	EWC BM5000+ ZONE PANEL	
BM7000+	EWC BM7000+ ZONE PANEL	
UT3000	UT3000 2&3 ZONE COMMUN/PANEL	
UZC4	EWC UZC-4 ZONE CONTROL	
UZC6	EWC UZC-6 ZONE CONTROL	
UZC8	EWC UZC-8 ZONE CONTROL	
UZC10	EWC UZC-10 ZONE CONTROL	
UZC12	EWC UZC-12 ZONE CONTROL	
UZC14	EWC UZC-14 ZONE CONTROL	
UZC16	EWC UZC-16 ZONE CONTROL	
XM-2	EWC XM-2 EXPANSION PANEL	
ZXM-2	EWC ZXM-2 EXPANSION PANEL	






















- Heavy duty frame with nylon bushings for quieter operation
- Motor is 3-wire power open/power closed with fail-safe LED's for quick diagnostics
- The ND damper has a 97% leak proof rating
- The motor is always mounted on the second dimension specified, alleviating the confusion between side and bottom mount dampers

## HEAVY DUTY ND DAMPER SIDE MOUNT

Model Number	Description	Barcode
ND88	EWC ND8X8 HEAVY DUTY W/LED	
ND108	EWC ND10X8 HEAVY DUTY W/LED	
ND128	EWC ND12X8 HEAVY DUTY W/LED	
ND148	EWC ND14X8 HEAVY DUTY W/LED	
ND168	EWC ND16X8 HEAVY DUTY W/LED	
ND188	EWC ND18X8 HEAVY DUTY W/LED	
ND208	EWC ND20X8 HEAVY DUTY W/LED	
ND228	EWC ND22X8 HEAVY DUTY W/LED	
ND248	EWC ND24X8 HEAVY DUTY W/LED	
ND308	EWC ND30X8 HEAVY DUTY W/LED	
ND1010	EWC ND10X10 HEAVY DUTY W/LED	
ND1210	EWC ND12X10 HEAVY DUTY W/LED	
ND1410	EWC ND14X10 HEAVY DUTY W/LED	
ND1610	EWC ND16X10 HEAVY DUTY W/LED	
ND1810	EWC ND18X10 HEAVY DUTY W/LED	
ND2010	EWC ND20X10 HEAVY DUTY W/LED	
ND2410	EWC ND24X10 HEAVY DUTY W/LED	

**HEAVY DUTY ND DAMPER SIDE MOUNT CONT.**

Model Number	Description	Barcode
ND3010	EWC ND30X10 HEAVY DUTY W/LED	
ND1212	EWC ND12X12 HEAVY DUTY W/LED	
ND1412	EWC ND14X12 HEAVY DUTY W/LED	
ND1612	EWC ND16X12 HEAVY DUTY W/LED	
ND1812	EWC ND18X12 HEAVY DUTY W/LED	
ND2012	EWC ND20X12 HEAVY DUTY W/LED	
ND2412	EWC ND24X12 HEAVY DUTY W/LED	
ND2612	EWC ND26X12 HEAVY DUTY W/LED	
ND2812	EWC ND28X12 HEAVY DUTY W/LED	
ND1414	EWC ND14X14 HEAVY DUTY W/LED	
ND1614	EWC ND16X14 HEAVY DUTY W/LED	
ND1814	EWC ND18X14 HEAVY DUTY W/LED	
ND2014	EWC ND20X14 HEAVY DUTY W/LED	
ND3014	EWC ND30X14 HEAVY DUTY W/LED	
ND1616	EWC ND16X16 HEAVY DUTY W/LED	
ND1816	EWC ND18X16 HEAVY DUTY W/LED	
ND2416	EWC ND24X16 HEAVY DUTY W/LED	
ND2816	EWC ND28X16 HEAVY DUTY W/LED	
ND2618	EWC ND26X18 HEAVY DUTY W/LED	








- Heavy duty frame with nylon bushings for quieter operation
- Motor is 3-wire power open/power closed with fail-safe LED's for quick diagnostics
- The ND damper has a 97% leak proof rating
- The motor is always mounted on the second dimension specified, alleviating the confusion between side and bottom mount dampers

## HEAVY DUTY ND DAMPER BOTTOM MOUNT

Model Number	Description	Barcode
ND810	EWC ND8X10 HEAVY DUTY W/LED	
ND812	EWC ND8X12 HEAVY DUTY W/LED	
ND814	EWC ND8X14 HEAVY DUTY W/LED	
ND816	EWC ND8X16 HEAVY DUTY W/LED	
ND818	EWC ND8X18 HEAVY DUTY W/LED	
ND820	EWC ND8X20 HEAVY DUTY W/LED	
ND822	EWC ND8X22 HEAVY DUTY W/LED	
ND824	EWC ND8X24 HEAVY DUTY W/LED	
ND828	EWC ND8X28 HEAVY DUTY W/LED	
ND1012	EWC ND10X12 HEAVY DUTY W/LED	
ND1014	EWC ND10X14 HEAVY DUTY W/LED	
ND1016	EWC ND10X16 HEAVY DUTY W/LED	
ND1018	EWC ND10X18 HEAVY DUTY W/LED	
ND1020	EWC ND10X20 HEAVY DUTY W/LED	
ND1022	EWC ND10X22 HEAVY DUTY W/LED	
ND1024	EWC ND10X24 HEAVY DUTY W/LED	






## HEAVY DUTY ND DAMPER BOTTOM MOUNT CONT.

Model Number	Description	Barcode
ND1026	EWC ND10X26 HEAVY DUTY W/LED	
ND1214	EWC ND12X14 HEAVY DUTY W/LED	
ND1216	EWC ND12X16 HEAVY DUTY W/LED	
ND1218	EWC ND12X18 HEAVY DUTY W/LED	
ND1220	EWC ND12X20 HEAVY DUTY W/LED	
ND1222	EWC ND12X22 HEAVY DUTY W/LED	
ND1224	EWC ND12X24 HEAVY DUTY W/LED	
ND1226	EWC ND12X26 HEAVY DUTY W/LED	
ND1416	EWC ND14X16 HEAVY DUTY W/LED	
ND1420	EWC ND14X20 HEAVY DUTY W/LED	
ND1820	EWC ND18X20 HEAVY DUTY W/LED	



- The SID (Slip-In-Damper) has a 1.5VA actuator which allows up to 20 SID's on one EWC zone panel with a 40VA transformer
- With a single cut the SID can be installed in seconds

## SID RETROFIT SOLUTION

Model Number	Description	Barcode
SID5	EWC SID RETRO 5" DAMPER NEW	
SID6	EWC SID RETRO 6" DAMPER NEW	
SID7	EWC SID RETRO 7" DAMPER NEW	
SID8	EWC SID RETRO 8" DAMPER NEW	
SID10	EWC SID RETRO 10" DAMPER NEW	



- Round single blade damper with a shutoff seal that gives the damper a 98% closure
- Motor is 3-wire power open/power closed with fail-safe LED's for quick diagnostic checks

### URD MOTORIZED ROUND DAMPERS

Model Number	Description	Barcode
URD6	EWC URD 6" 24V ROUND DAMPER	
URD7	EWC URD 7" 24V ROUND DAMPER	
URD8	EWC URD 8" 24V ROUND DAMPER	
URD9	EWC URD 9" 24V ROUND DAMPER	
URD10	EWC URD 10" 24V ROUND DAMPER	
URD12	EWC URD 12" 24V ROUND DAMPER	
URD14	EWC URD 14" 24V ROUND DAMPER	
URD16	EWC URD 16" 24V ROUND DAMPER	
URD18	EWC URD 18" 24V ROUND DAMPER	
URD20	EWC URD 20" DAMPER NEW W/LED	






- Round single blade damper with a shutoff seal with a 98% closure
- The RSD is a spring return motor
- The damper is field reversible from power closed/spring open to power open/spring closed
- The RSD has NO LED's

### RSD MOTORIZED SPRING RETURN DAMPERS

Model Number	Description	Barcode
RSD6	EWC RSD (URDESR) 6"24V DAMPER	
RSD7	EWC RSD (URDESR) 7"24V DAMPER	






## RSD MOTORIZED SPRING RETURN DAMPERS CONT.


Model Number	Description	Barcode
RSD8	EWC RSD (URDESR) 8"24V DAMPER	
RSD10	EWC RSD (URDESR) 10"24V DAMPER	
RSD12	EWC RSD (URDESR) 12"24V DAMPER	
RSD14	EWC RSD (URDESR) 14"24V DAMPER	
RSD16	EWC RSD (URDESR) 16"24V DAMPER	
RSD18	EWC RSD 18" (URDESR) DAMPER	



- The CLBD (Constant Load By-pass Damper) eliminates the guesswork of setting a bypass damper
- The installer sets the desired static pressure with the turn of a set screw. The adjustment range is from .3" WC up to .8" WC
- The CLBD can be installed in any angle and any position

## CLBD PRESSURE RELIEF DAMPERS


Model Number	Description	Barcode
CLBD8	EWC CLBD 8"RD PRES RLF DMPR	
CLBD10	EWC CLBD 10"RD PRES RLF. DAMP	
CLBD12	EWC CLBD 12"RD PRES RLF.DAMP	
CLBD14	EWC CLBD 14"RD PRES RLF.DAMPER	
CLBD16	EWC CLBD 16"RD PRES RLF DAMP	



- The EBD is a self-contained unit with static control mounted to the damper
- The static pressure can be field adjusted from 0.1" WC to 4" WC
- Requires 24 VAC to operate

## ELECTRIC BYPASS DAMPER

Model Number	Description	Barcode
EBD12	EBD 12" ELEC BYPASS DAMPER ROUND	
EBD14	EBD 14" ELEC BYPASS DAMPER ROUND	
EBD20	EBD 20" ELEC BYPASS DAMPER ROUND	
EBD1210	EBD 12X10" ELEC BYPASS DAMPER RECTANGLE	
EBD1212	EBD 12X12" ELEC BYPASS DAMPER RECTANGLE	
EBD2012	EBD 20X12" ELEC BYPASS DAMPER RECTANGLE	




- The Smart By-pass Damper automatically measures, monitors and maintains the designed operating static pressure of all HVAC systems in all modes of operation
- The SBD will capture the total static pressure of the system during non-zoned mode, and modulate to maintain that static pressure during zoned mode

## SMART BYPASS DAMPER

Model Number	Description	Barcode
SBD8	EWC SBD 8"SMART BYPASS DAMP	
SBD10	EWC SBD 10"SMART BYPASS DAMP	
SBD12	EWC SBD 12"SMART BYPASS DAMP	
SBD14	EWC SBD 14" SMART BYPASS DAMP	
SBD16	EWC SBD 16" SMART BYPASS DAMP	






- The PRD (Pressure Regulating Damper) is a single blade, barometric damper with a counter balanced weighted arm
- It provides an economical solution for bypassing excess air when zone dampers close

## PRESSURE RELIEF DAMPERS

Model Number	Description	Barcode
PRD1210	EWC PRD 12X10 PRES. RELIEF DMP	
PRD1212	EWC PRD 12X12 PRES. RELIEF DMP	
PRD128	EWC PRD 12X8 PRES. RELIEF DMPR	
PRD148	EWC PRD 14X8 PRESSURE RELIEF	
PRD208	EWC PRD 20X8 PRES. RELIEF DMPR	
PRD2010	EWC PRD 20X10 PRES. RELIEF DMP	
PRD2012	EWC PRD 20X12 PRES. RELIEF DMP	



## ACCESSORIES

Model Number	Description	Barcode
UZCSAS	EWC UZC-SAS SUPPLY SENSOR	
EC	EWC EC ENTHALPY CONTROL	
CPLS	EWC CPLS COIL LOCKOUT SWITCH	
F1	EWC F1 A2AG,3 SLOW BLOW FUSE	
HK2000	EWC HK2000 FRESH AIR INTAKE	
MAN	EWC MAN MOTOR ACTUATOR	

**ACCESSORIES CONT.**

Model Number	Description	Barcode
MA-RSD	MA-RSD SCTUATOR FOR N/RSD	
MASR	EWC MA-SR24V SPR RETURN MOTOR	
MCS-DXB	EWC MCS-DXB REMOTE SWITCH	
MRK	EWC MRK DAMPER MTR.	
DHK	DHK MOTOR MOUNT KIT FOR MRK	
OAS	EWC OAS OUTDOOR SENSOR	
PS4	EWC PS4 PRESSURE SWITCH	
R4	EWC R4 RELAY 4/POLE	
RR	RR REPLACEMENT RELAY	
S1A	S1A END SWITCH ASSY.	
WEIGHTS	EWC ADDITIONAL WEIGHTS	
ARM & WEIGHT	EWC ARM & WEIGHT BAG	